

Vivian™ Single-Handle Lavatory Faucet

FEATURES


- WaterSense certified low-flow 1.5 gpm faucet
- Lever handle
- Solid brass construction
- Ceramic disk valve cartridge
- Metal pop-up drain assembly included

COLORS/FINISHES

- #CP Polished Chrome
- #BN Brushed Nickel
- #PN Polished Nickel

CODES/STANDARDS

- Meets or exceeds ASME A112.18.1/CSA B125.1, NSF 61-9
- Certifications: IAPMO(cUPC), EPA WaterSense, State of Massachusetts and others
- Code Compliance: UPC, IPC, NSPC, NPC Canada, and others
- Legislative compliance: California AB1953, Vermont S.152 & Maryland HB. 372, California Green Building Code, City of Los Angeles Water Efficiency Ordinance
- ADA compliant



PRODUCT SPECIFICATION

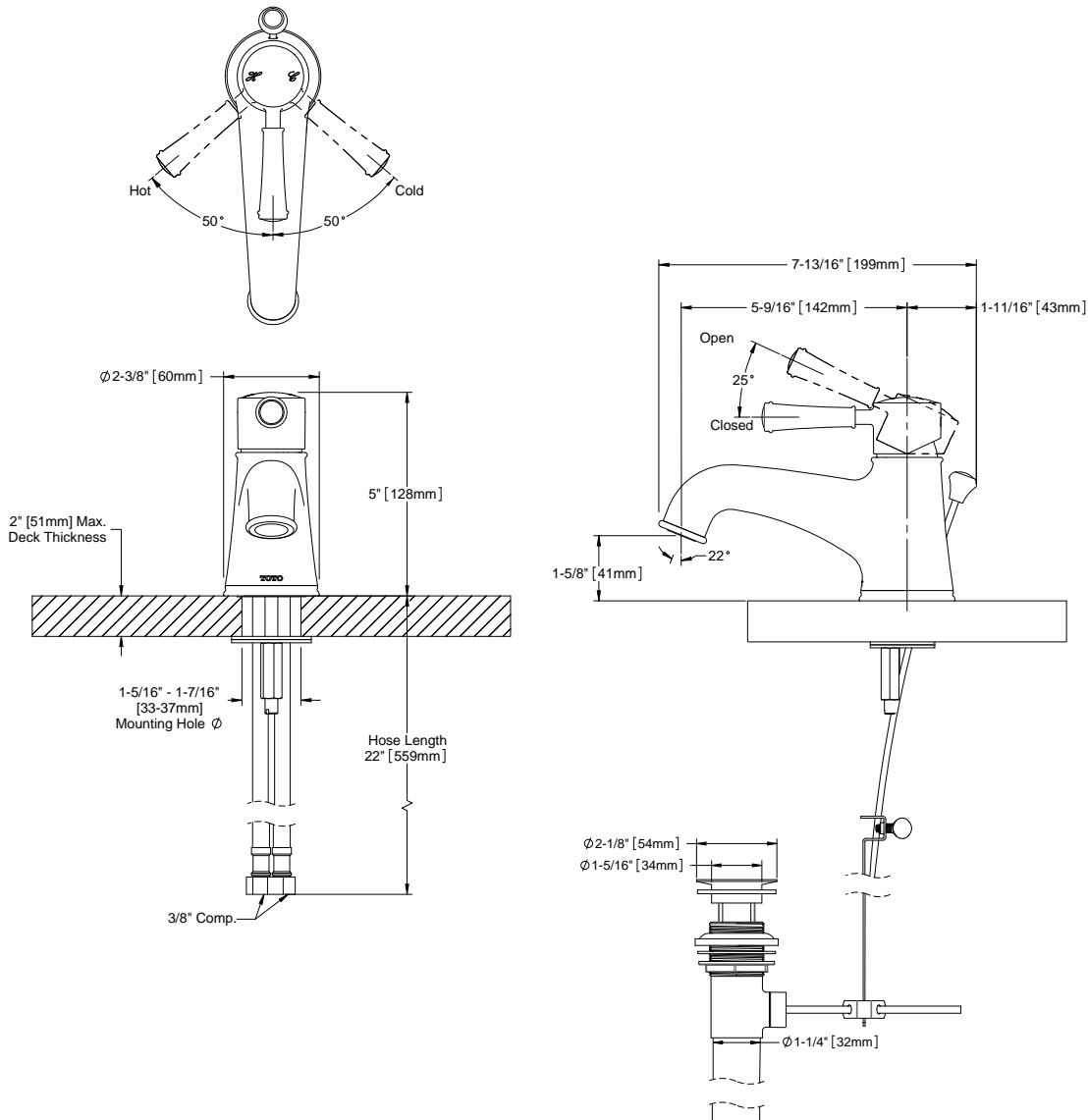
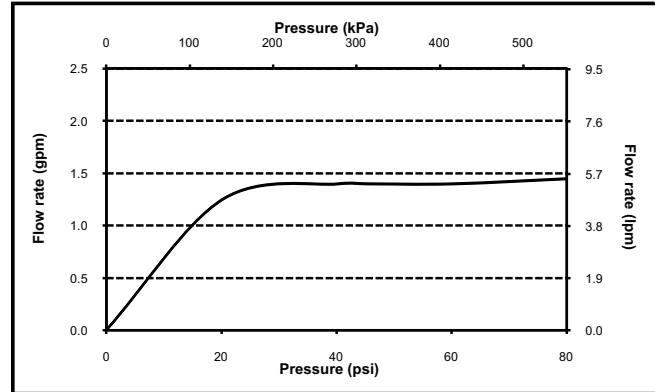
The single-handle lavatory faucet shall have a maximum flow rate of 1.5 gpm (5.7 lpm). Product shall have lever handle. Product shall have a solid brass construction. Product shall have a ceramic disk valve cartridge. Product shall include metal pop-up drain assembly. Product shall be TOTO Model TL220SD# ____.

TL220SD

Vivian™ Single-Handle Lavatory Faucet

SPECIFICATIONS

- Warranty: Lifetime Limited Warranty (Residential Use)
One Year (Commercial Use)
- Material: Brass
- Shipping Dimensions: 15" L x 7-7/8" W x 3" H
- Shipping Weight: 5.0 lbs.
- Maximum Flow Rate: 1.5 gpm (5.7 lpm)



TOTO

These dimensions and specifications are subject to change without notice