

### Features

- For use with Invigoration™ Series 5kW - 15kW Steam Generators.
- Circular steam head protracts from finished wall, allowing steam to evenly dispense throughout shower.
- Easily adjustable control panel allows user to set temperature (90-125' F range) and steam session duration.
- 20-minute safety shutoff.
- Steam head features an integral aromatherapy well for adding scents.
- KOHLER finishes resist corrosion and tarnish.

### Technology

- Fast-Response® technology produces a luxurious steam shower in 60 seconds.
- Power Clean™ technology offers one-touch automatic cleaning and safe maintenance.

Installed component/s: Wall mount bracket.

Loose component/s: Steamhead assembly, 50 ft. Connector cable, coupler, and mounting hardware.



### Codes/Standards



None Applicable

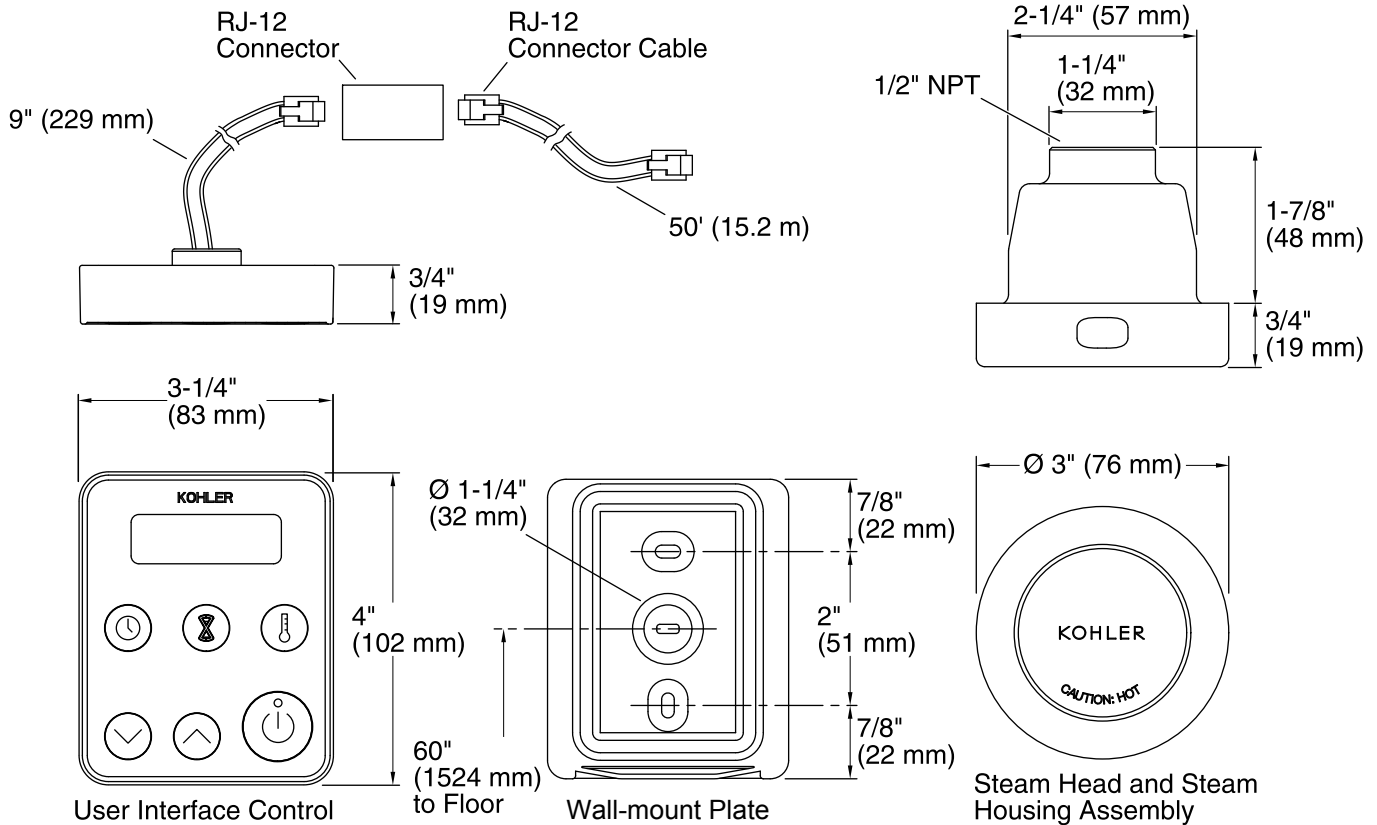
### KOHLER® Electronic Faucets, Valves, and Controls - Five-Year Limited Warranty

See website for detailed warranty information.

### Available Color/Finishes

*Color tiles intended for reference only.*

Color	Code	Description
	CP	Polished Chrome
	SN	Vibrant® Polished Nickel
	BN	Vibrant® Brushed Nickel
	BV	Vibrant® Brushed Bronze



## Technical Information

All product dimensions are nominal.

## Notes

Install this product according to the installation guide.

**CAUTION:** Risk of personal injury. Do not install the User Interface Control outside the steam enclosure. The User Interface must be installed within the enclosure to allow the sensors to regulate the temperature and control the flow of steam.

**CAUTION:** Risk of scalding. Do not locate the steam head near a seat or bench, as the steam head is hot during operation and may scald the user if touched.

The temperature sensor should be mounted on the wall opposite the steam head. The steam head should be located as far from the seating area as possible.

Locate the steam head 6" (152 mm) above the floor and at least 4-1/2" (114 mm) from the threshold.